



# JOHNSTON & DANIEL


A DIVISION OF ROYAL LEPAGE REAL ESTATE SERVICES LTD., BROKERAGE

## AUGUST 2018 MARKET STATS

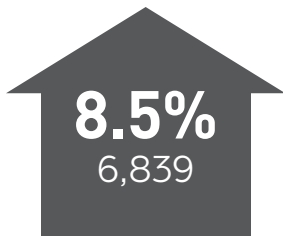
Statistics provided by the Toronto Real Estate Board

### MLS SALES ACTIVITY

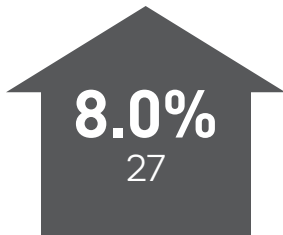
	UNITS	AVERAGE PRICE
AUGUST 2018	6,839	\$765,270
AUGUST 2017	6,306	\$730,969



Year-Over-Year  
**AVERAGE  
SALE PRICE**



Year-Over-Year  
**NUMBER  
OF SALES**



Year-Over-Year  
**AVERAGE DAYS  
ON MARKET**

### SALES & AVERAGE PRICE BY MAJOR HOME TYPE



DETACHED

**416**

**905**

SALES

619

2,382

AVERAGE PRICE

\$1,244,275

\$907,780



SEMI-DETACHED

**416**

**905**

SALES

191

386

AVERAGE PRICE

\$891,208

\$667,979



TOWNHOUSE

**416**

**905**

SALES

225

918

AVERAGE PRICE

\$683,160

\$610,088



CONDO APARTMENT

**416**

**905**

SALES

1,388

612

AVERAGE PRICE

\$585,355

\$440,748

[www.johnstonanddaniel.com](http://www.johnstonanddaniel.com)

Facebook: johnstonanddaniel Facebook: johnstonanddanieloakville

<https://www.linkedin.com/company/royal-lepage-real-estate-services-ltd-johnston-&-daniel-division>



## JOHNSTON & DANIEL

A DIVISION OF ROYAL LEPAGE REAL ESTATE SERVICES LTD., BROKERAGE