



JOHNSTON & DANIEL

A DIVISION OF ROYAL LEPAGE REAL ESTATE SERVICES LTD., BROKERAGE

OCTOBER 2018 MARKET STATS

Statistics provided by the Toronto Real Estate Board

MLS SALES ACTIVITY

	UNITS	AVERAGE PRICE
OCTOBER 2018	7,492	\$807,340
OCTOBER 2017	7,069	\$780,400

SALES & AVERAGE PRICE BY MAJOR HOME TYPE



DETACHED	SALES	AVERAGE PRICE
416	882	\$1,311,265
905	2,446	\$914,179




SEMI-DETACHED	SALES	AVERAGE PRICE
416	331	\$1,026,829
905	443	\$659,622




TOWNHOUSE	SALES	AVERAGE PRICE
416	272	\$766,718
905	882	\$621,564




CONDO APARTMENT	SALES	AVERAGE PRICE
416	1,519	\$603,153
905	608	\$461,013



Year-Over-Year
**AVERAGE
SALE PRICE**



Year-Over-Year
**NUMBER
OF SALES**



Year-Over-Year
**AVERAGE DAYS
ON MARKET**

www.johnstonanddaniel.com

Facebook: johnstonanddaniel Facebook: johnstonanddanieloakville

<https://www.linkedin.com/company/royal-lepage-real-estate-services-ltd-johnston-&-daniel-division>



JOHNSTON & DANIEL

A DIVISION OF ROYAL LEPAGE REAL ESTATE SERVICES LTD., BROKERAGE