



JOHNSTON & DANIEL


A DIVISION OF ROYAL LEPAGE REAL ESTATE SERVICES LTD., BROKERAGE

DECEMBER 2018 MARKET STATS

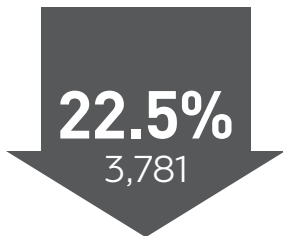
Statistics provided by the Toronto Real Estate Board

MLS SALES ACTIVITY


	UNITS	AVERAGE PRICE
DECEMBER 2018	3,781	\$750,180
DECEMBER 2017	4,876	\$734,847



Year-Over-Year
**AVERAGE
SALE PRICE**



Year-Over-Year
**NUMBER
OF SALES**



Year-Over-Year
**AVERAGE DAYS
ON MARKET**

SALES & AVERAGE PRICE BY MAJOR HOME TYPE



DETACHED

416

905

SALES

340

1,250

AVERAGE PRICE

\$1,145,892

\$891,095



SEMI-DETACHED

416

905

SALES

116

226

AVERAGE PRICE

\$939,859

\$661,186



TOWNHOUSE

416

905

SALES

162

455

AVERAGE PRICE

\$714,456

\$591,851



CONDO APARTMENT

416

905

SALES

848

337

AVERAGE PRICE

\$594,381

\$454,135

www.johnstonanddaniel.com

Facebook: johnstonanddaniel Facebook: johnstonanddanieloakville

<https://www.linkedin.com/company/royal-lepage-real-estate-services-ltd-johnston-&-daniel-division>



JOHNSTON & DANIEL

A DIVISION OF ROYAL LEPAGE REAL ESTATE SERVICES LTD., BROKERAGE