



# JOHNSTON & DANIEL


A DIVISION OF ROYAL LEPAGE REAL ESTATE SERVICES LTD., BROKERAGE

## JANUARY 2019 MARKET STATS


Statistics provided by the Toronto Real Estate Board

### MLS SALES ACTIVITY

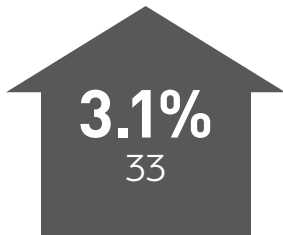
	UNITS	AVERAGE PRICE
JANUARY 2019	4,009	\$748,328
JANUARY 2018	3,987	\$735,874



Year-Over-Year  
**AVERAGE  
SALE PRICE**



Year-Over-Year  
**NUMBER  
OF SALES**



Year-Over-Year  
**AVERAGE DAYS  
ON MARKET**

### SALES & AVERAGE PRICE BY MAJOR HOME TYPE



DETACHED

**416**

**905**

SALES

342

1,361

AVERAGE PRICE

\$1,174,134

\$883,027



SEMI-DETACHED

**416**

**905**

SALES

91

248

AVERAGE PRICE

\$993,465

\$650,737



TOWNHOUSE

**416**

**905**

SALES

141

544

AVERAGE PRICE

\$797,528

\$600,465



CONDO APARTMENT

**416**

**905**

SALES

840

398

AVERAGE PRICE

\$591,444

\$456,857

[www.johnstonanddaniel.com](http://www.johnstonanddaniel.com)

Facebook: johnstonanddaniel Facebook: johnstonanddanieloakville

<https://www.linkedin.com/company/royal-lepage-real-estate-services-ltd-johnston-&-daniel-division>



## JOHNSTON & DANIEL

A DIVISION OF ROYAL LEPAGE REAL ESTATE SERVICES LTD., BROKERAGE