



JOHNSTON & DANIEL


A DIVISION OF ROYAL LEPAGE REAL ESTATE SERVICES LTD., BROKERAGE

FEBRUARY 2019 MARKET STATS

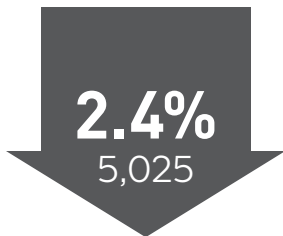
Statistics provided by the Toronto Real Estate Board

MLS SALES ACTIVITY

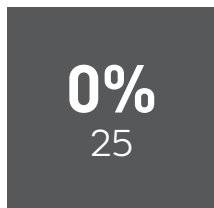
	UNITS	AVERAGE PRICE
FEBRUARY 2019	5,025	\$780,397
FEBRUARY 2018	5,148	\$767,801



Year-Over-Year
**AVERAGE
SALE PRICE**



Year-Over-Year
**NUMBER
OF SALES**



Year-Over-Year
**AVERAGE DAYS
ON MARKET**

SALES & AVERAGE PRICE BY MAJOR HOME TYPE



DETACHED

416

905

SALES

470

1,701

AVERAGE PRICE

\$1,294,936

\$894,147



SEMI-DETACHED

416

905

SALES

174

282

AVERAGE PRICE

\$1,087,363

\$675,355



TOWNHOUSE

416

905

SALES

159

634

AVERAGE PRICE

\$764,569

\$603,372



CONDO APARTMENT

416

905

SALES

1,064

472

AVERAGE PRICE

\$612,488

\$448,711

www.johnstonanddaniel.com

Facebook: johnstonanddaniel Facebook: johnstonanddanieloakville

<https://www.linkedin.com/company/royal-lepage-real-estate-services-ltd-johnston-&-daniel-division>



JOHNSTON & DANIEL

A DIVISION OF ROYAL LEPAGE REAL ESTATE SERVICES LTD., BROKERAGE