



# JOHNSTON & DANIEL


A DIVISION OF ROYAL LEPAGE REAL ESTATE SERVICES LTD., BROKERAGE

## AUGUST 2019 MARKET STATS


Statistics provided by the Toronto Real Estate Board

### MLS SALES ACTIVITY

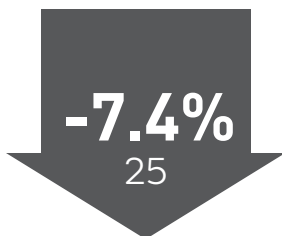
	UNITS	AVERAGE PRICE
AUGUST 2019	7,711	\$792,611
AUGUST 2018	6,797	\$765,252



Year-Over-Year  
**AVERAGE  
SALE PRICE**



Year-Over-Year  
**NUMBER  
OF SALES**



Year-Over-Year  
**AVERAGE DAYS  
ON MARKET**

### SALES & AVERAGE PRICE BY MAJOR HOME TYPE



DETACHED

**416**

**905**

SALES

669

2,949

AVERAGE PRICE

\$1,246,392

\$918,242



SEMI-DETACHED

**416**

**905**

SALES

188

454

AVERAGE PRICE

\$956,411

\$690,305



TOWNHOUSE

**416**

**905**

SALES

262

1,030

AVERAGE PRICE

\$712,934

\$620,927



CONDO APARTMENT

**416**

**905**

SALES

1,410

657

AVERAGE PRICE

\$619,307

\$478,755

[www.johnstonanddaniel.com](http://www.johnstonanddaniel.com)

Facebook: johnstonanddaniel Facebook: johnstonanddanieloakville

<https://www.linkedin.com/company/royal-lepage-real-estate-services-ltd-johnston-&-daniel-division>



## JOHNSTON & DANIEL

A DIVISION OF ROYAL LEPAGE REAL ESTATE SERVICES LTD., BROKERAGE