



JOHNSTON & DANIEL


A DIVISION OF ROYAL LEPAGE REAL ESTATE SERVICES LTD., BROKERAGE

JULY 2019 MARKET STATS


Statistics provided by the Toronto Real Estate Board

MLS SALES ACTIVITY

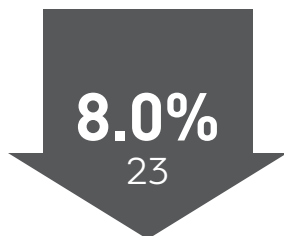
	UNITS	AVERAGE PRICE
JULY 2019	8,595	\$806,755
JULY 2018	6,916	\$781,918



Year-Over-Year
**AVERAGE
SALE PRICE**



Year-Over-Year
**NUMBER
OF SALES**



Year-Over-Year
**AVERAGE DAYS
ON MARKET**

SALES & AVERAGE PRICE BY MAJOR HOME TYPE



DETACHED

416
905

SALES

866
3,075

AVERAGE PRICE

\$1,227,301
\$929,633



SEMI-DETACHED

416
905

SALES

276
583

AVERAGE PRICE

\$981,802
\$694,740



TOWNHOUSE

416
905

SALES

328
1,087

AVERAGE PRICE

\$755,401
\$631,539



CONDO APARTMENT

416
905

SALES

1,617
660

AVERAGE PRICE

\$627,927
\$476,445

www.johnstonanddaniel.com

Facebook: johnstonanddaniel Facebook: johnstonanddanieloakville

<https://www.linkedin.com/company/royal-lepage-real-estate-services-ltd-johnston-&-daniel-division>



JOHNSTON & DANIEL

A DIVISION OF ROYAL LEPAGE REAL ESTATE SERVICES LTD., BROKERAGE