



JOHNSTON & DANIEL

A DIVISION OF ROYAL LEPAGE REAL ESTATE SERVICES LTD., BROKERAGE

SEPTEMBER 2019 MARKET STATS

Statistics provided by the Toronto Real Estate Board

MLS SALES ACTIVITY

	UNITS	AVERAGE PRICE
SEPTEMBER 2019	7,825	\$843,115
SEPTEMBER 2018	6,414	\$796,782

SALES & AVERAGE PRICE BY MAJOR HOME TYPE



DETACHED	SALES	AVERAGE PRICE
416	909	\$1,360,623
905	2,707	\$946,256




SEMI-DETACHED	SALES	AVERAGE PRICE
416	283	\$1,069,119
905	463	\$689,950




TOWNHOUSE	SALES	AVERAGE PRICE
416	333	\$785,890
905	965	\$639,945




CONDO APARTMENT	SALES	AVERAGE PRICE
416	1,450	\$636,817
905	621	\$497,403



Year-Over-Year
**AVERAGE
SALE PRICE**



Year-Over-Year
**NUMBER
OF SALES**



Year-Over-Year
**AVERAGE DAYS
ON MARKET**

www.johnstonanddaniel.com

Facebook: johnstonanddaniel Facebook: johnstonanddanieloakville

<https://www.linkedin.com/company/royal-lepage-real-estate-services-ltd-johnston-&-daniel-division>



JOHNSTON & DANIEL

A DIVISION OF ROYAL LEPAGE REAL ESTATE SERVICES LTD., BROKERAGE