



# JOHNSTON & DANIEL


A DIVISION OF ROYAL LEPAGE REAL ESTATE SERVICES LTD., BROKERAGE

## NOVEMBER 2019 MARKET STATS


Statistics provided by the Toronto Real Estate Board

### MLS SALES ACTIVITY


	UNITS	AVERAGE PRICE
NOVEMBER 2019	7,090	\$843,637
NOVEMBER 2018	6,206	\$787,349



Year-Over-Year  
**AVERAGE  
SALE PRICE**



Year-Over-Year  
**NUMBER  
OF SALES**



Year-Over-Year  
**AVERAGE DAYS  
ON MARKET**

### SALES & AVERAGE PRICE BY MAJOR HOME TYPE



DETACHED

**416**

**905**

SALES

788

2,475

AVERAGE PRICE

\$1,360,246

\$943,494



SEMI-DETACHED

**416**

**905**

SALES

247

422

AVERAGE PRICE

\$1,067,027

\$703,272



TOWNHOUSE

**416**

**905**

SALES

294

879

AVERAGE PRICE

\$763,298

\$634,450



CONDO APARTMENT

**416**

**905**

SALES

1,368

534

AVERAGE PRICE

\$659,855

\$509,559

[www.johnstonanddaniel.com](http://www.johnstonanddaniel.com)

Facebook: johnstonanddaniel Facebook: johnstonanddanieloakville

<https://www.linkedin.com/company/royal-lepage-real-estate-services-ltd-johnston-&-daniel-division>



## JOHNSTON & DANIEL

A DIVISION OF ROYAL LEPAGE REAL ESTATE SERVICES LTD., BROKERAGE